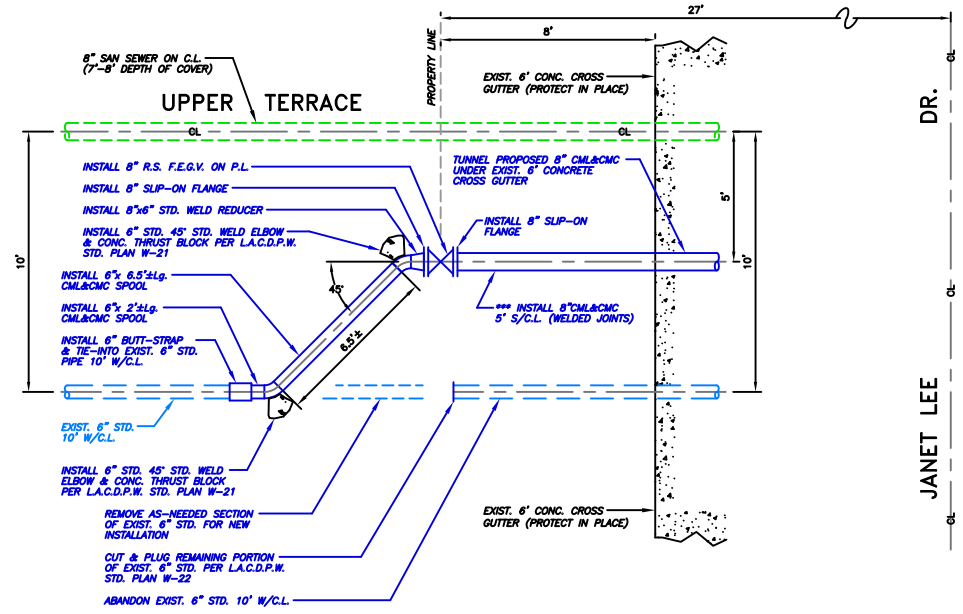
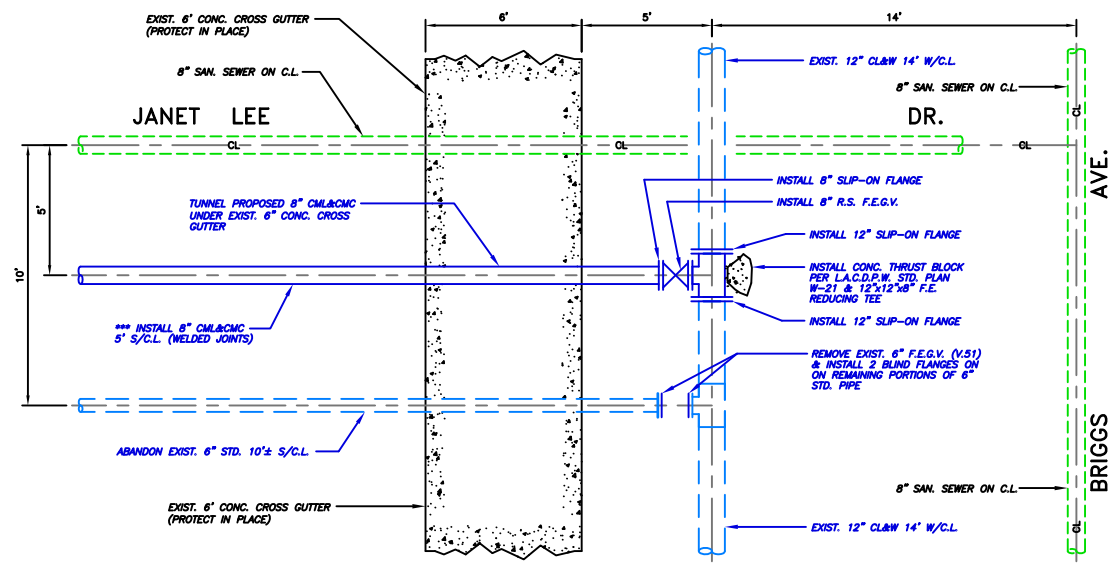


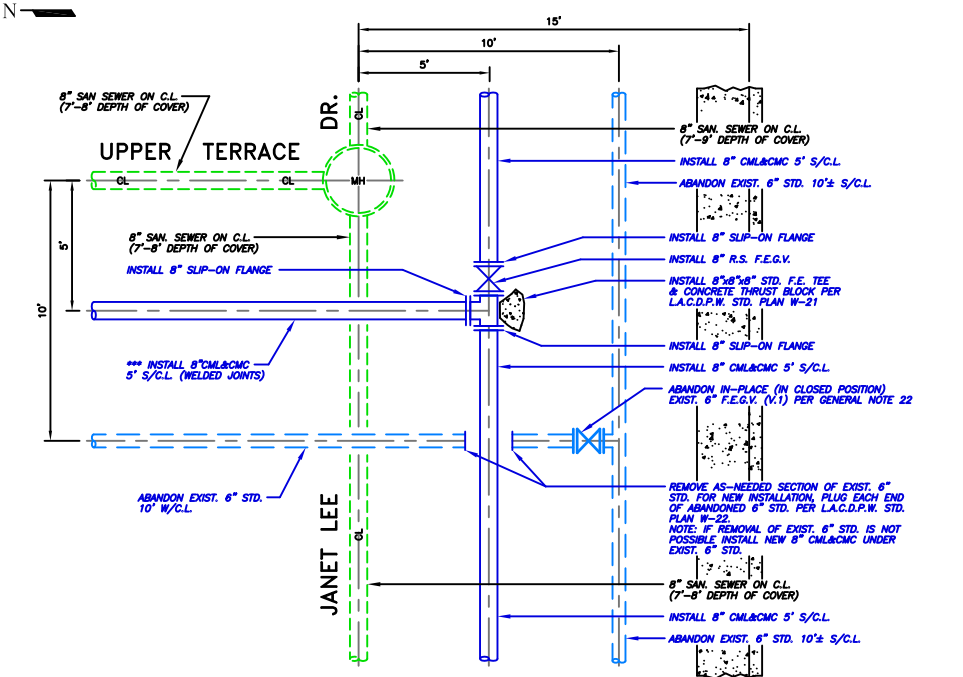
DETAIL "A"
N.T.S.



DETAIL "B"
N.T.S.



DETAIL "D"
N.T.S.



DETAIL "C"
N.T.S.

* POT HOLE PRIOR TO CONSTRUCTION FOR DEPTH, LOCATION & CONDITION OF UNDERGROUND FACILITIES

*** INSTALLATION OF 8" CML&CMC WILL REQUIRE EACH JOINT TO BE FULLY WELDED PER L.A.C.D.P.W. STANDARD PLANS DWG. W-50 FOR ZONE "B" WATER MAIN CONSTRUCTION REQUIREMENTS.



DISCLAIMER
Approval by C.V.W.D. does not constitute a representation as to the accuracy of design or the existence and location of underground utilities, structures, and conditions within the limits of this project.

SCALE: 1" = 40'
DATE: 6/21/19
DRAWN BY: J.A. HUERTA
CHECKED BY: D.S.G./B.Y.
APPROVED: B. YARED
AS BUILT:

CRESCENTA VALLEY WATER DISTRICT
8" WATER MAIN INSTALLATION ON JANET LEE DR. FROM ROSEMONT AVE. TO BRIGGS AVE.

L.A. COUNTY PERMIT #
SHT. 3 OF 3 SHTS.
COMPLETION DATE: LINEAR FT.
JOB NO. E-1008
FILE NO. C-427